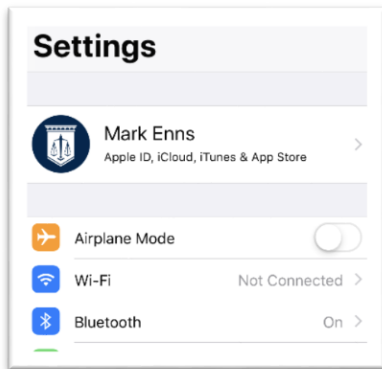


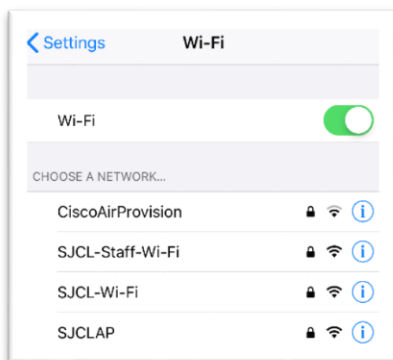
SJCL Wifi

Connecting on iOS

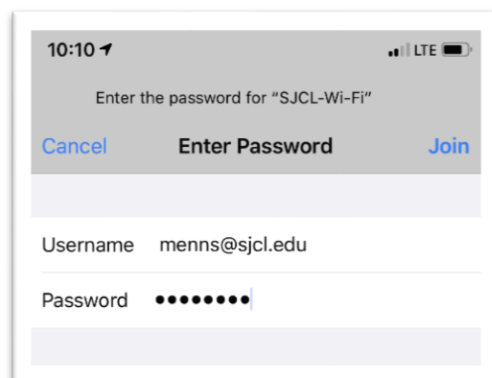
1. Within the Settings app, choose the Wi-Fi menu.



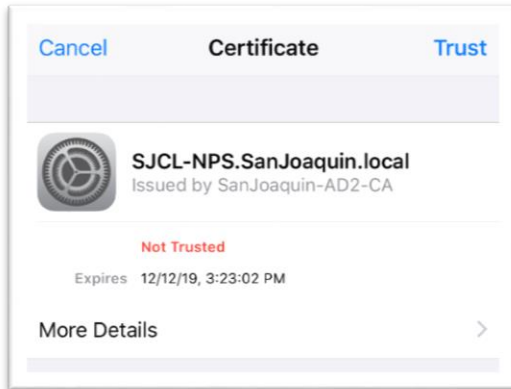
2. Select "SJCL=Wi-Fi"



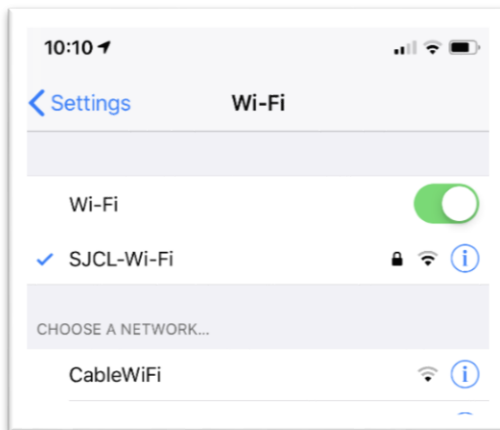
3. The Username is your SJCL email address and the password is your PIN. Once entered, press "Join"



4. It will then prompt you with a Certificate warning. Press “Trust”



5. It will then begin the connection process and show a blue checkmark next to the Wi-Fi name.



If you have any issues connect your iOS device to SJCL’s WiFi network, please contact SJCL’s Help Desk at 559/325-1599 or helpdesk@sjcl.edu and we will be happy to assist you.